

Sayoni Queer Women Survey 2006 Report

For Queer Women Living in Singapore

Sayoni Administration Team • January 2007



Done By:

Indulekshmi Rajeswari

Project Leader

Sayoni Administrator

indulekshmi@sayoni.com

Data collection: Sep 2006 - October 2006

Publication Date: January 2007

Table of Contents

Abstract	3
Methodology	5
Introduction	6
Population Data	7
Introduction	8
Family, Friends and Work	12
Personal	15
Financial	21
Data by Age Group	31
Introduction	31
Friends, Family and Work	34
Personal	38
Financial	44
Data by Ethnic Group	47
Friends, Family and Work	47
Personal	51
Data by Religious Group	54
Friends, Family and Work	54
Personal	58
Suggestions for Further Research	61
Appendix	62
Survey Questionnaire	62
Acknowledgments	70

Abstract

Objectives:

1. To ameliorate the dire lack of information on queer women in Singapore. Currently, there is no proper understanding of how the women's queer community functions, other than biased and disjoint personal views.
2. To gain some perspective on the actual needs of queer women, and what we can do about them
3. To provide free and accessible information to researchers, and act as a starting point for further research into the field

The survey is broken down into four main aspects. Questions in each category are streamlined and standardised for easy answering, by presenting most of the questions as rating questions where possible.

1. **Introduction**
General background.
2. **Family, Friends and Work**
Questions on how out the respondent is to various circles of people in their lives, how this group has reacted to the information, and the respondent's intention to come out to that particular group.
3. **Personal**
Questions on the personal level relating to sexual orientation. Probes how the respondents come to realise their sexuality, different aspects of personal identity, and how their sexuality has affected them. Also includes information on relationships of respondents.
4. **Financial**
Questions to ascertain the financial status of queer women as a community - on salary, type of industry respondents choose to work in, housing and car ownership.

This survey was not carried out with a null hypothesis in mind, and much of the information contained in this report is processed descriptive statistics. Where possible, averages and trends have been pre-computed, presented along with a broad analysis of the data.

The statistics available are broken down across **Age**, **Ethnicity** and **Religion**, as it is believed that these three different aspects affect the average queer woman in her views and social situation with respect to her sexuality. Where either age, ethnicity or religion is perceived to have no bearing on the response, the data has been left out.

Methodology

1. The survey was carried out on an online medium, for the following reasons:
 - a) Anonymity. Many queer women are deep in the closet, and would be more inclined to respond to a computer honestly, knowing their identity is not compromised.
 - b) Near-impossibility of other mediums, such as mail, personal interviews, paper surveys et cetera, as it is very difficult to find out the personal details of the target audience, who are mostly in the closet, or find large enough groups of women to administer paper surveys.
 - c) Wider outreach than other mediums.
2. The software used is an opensource software, phpSurveyor
3. Publicity
 - a) Emails sent out to LGBT mailing lists in Singapore
 - b) Publicity at Indignation 2006 events
 - c) Publicity through TwoQueensParty.com
4. Analysis
 - a) Analysed using Excel and inbuilt data analyser of the survey system
 - b) For comparison and hypothesis testing, the population is taken to be the general Singaporean population. All stats for comparison are taken from Singstat¹

¹ www.singstat.gov.sg

Introduction

The data in this report is presented such that:

1. Answers to multiple-choice are presented in their processed form.
2. Answers to open-ended questions are not processed
3. Data is presented in piecharts, bar charts and tables. Tables are used when data is presented contains more than one dimension, and to allow for easy cross-analysis by the reader.

If the reader requires more information not contained within, especially the open-ended questions, feel free to contact us at admin@sayoni.com. We will try our best to oblige your request.

Population Data

The survey-takers, in general, are women who are already integrated into the queer community, as they are likely to frequent LGBT resources. There are likely to be many women who are deeply closeted, or isolated from the rest of the community, who are not represented in this survey. Not only that, the less financially advantaged, or technically unaware queer women may be vastly underrepresented in this survey, as they might not possess or know how to use a computer.

Minority ethnic groups and religions, unfortunately, are vastly under-represented in this survey. So are the older age groups, for the same reason as above.

Therefore the data is not fully representative of queer women in Singapore.

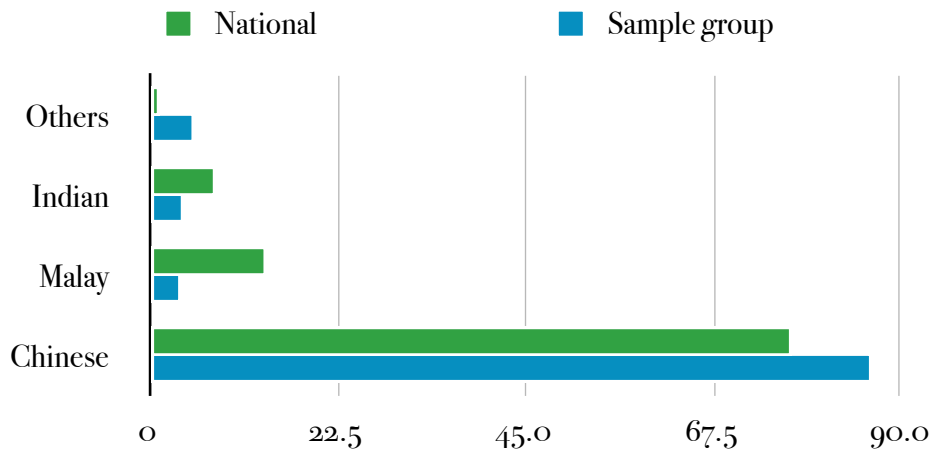
Introduction

Total sample size: **342**

The following is the defining demographic of the population by age, ethnicity and religion.
(Qn 6, 7 and 8)

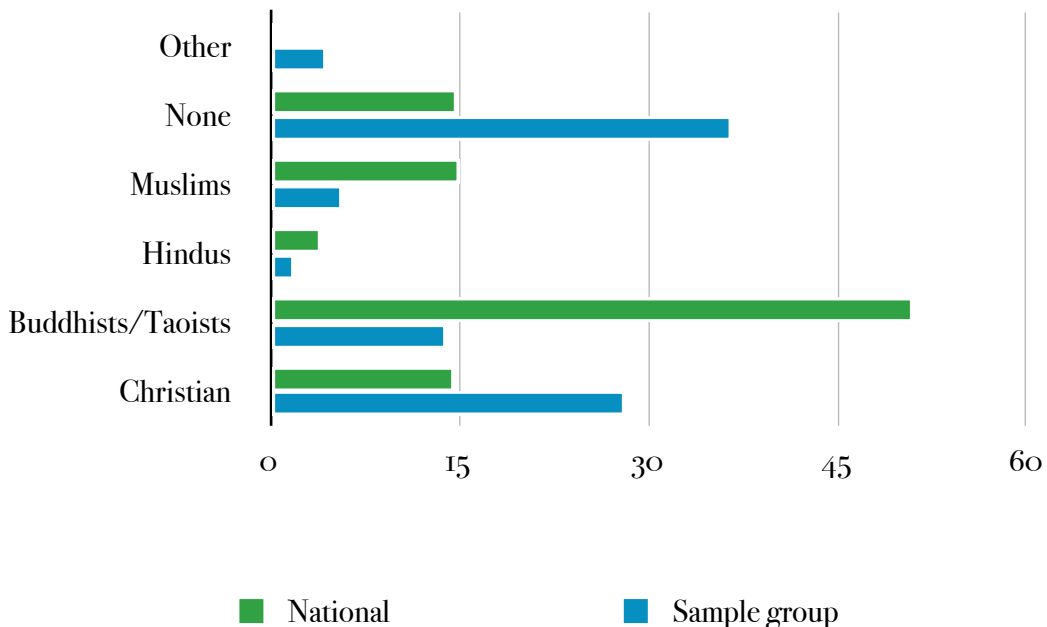
		16-20	21-30	31-40	41-50	Total
Chi-nese	Christian	13	47	22	4	86
	Buddhist/ Taoist	8	54	17	0	79
	Islam	0	1	0	0	1
	None	21	81	13	4	118
	Others	0	7	3	1	11
	Subtotal	42	190	55	9	296
Malay	Islam	1	9	3	0	13
Indian	Christian	0	1	0	0	1
	Islam	1	3	1	0	4
	Buddhism	0	1	0	0	1
	Hindu	1	4	0	0	6
	None	1	1	0	0	2
	Subtotal	3	10	1	0	14
Others	Christian	0	6	3	0	9
	None	0	4	1	0	5
	Islam	1	1	0	0	2
	Others	0	2	1	0	3
	Subtotal	1	13	5	0	19
Total		47	222	64	9	342

- The biggest demographic are Chinese women in the 21-30 age range, who do not identify with any faith - 23.6%. Hence, this has to be taken into account when looking at the following results, as their background/views heavily influence the data.
- Ethnic percentages



A chi-squared test at 5% level of significance, against the expected frequencies of current ethnic proportion, will prove that the ethnic minorities of Indians and Malays are significantly under-represented. Curiously, the “Others” option is vastly over-represented.

- Religious Percentages²

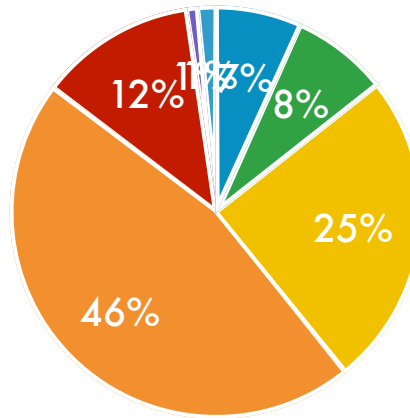


²Figures for national population taken from “Key Indicators of Resident Population by Ethnic Group”, 2000. <http://www.singstat.gov.sg/keystats/c2000/indicators.pdf>

4. There are very few women in the 41-50 age range - 2.6%.

Qn 9 - Education Level

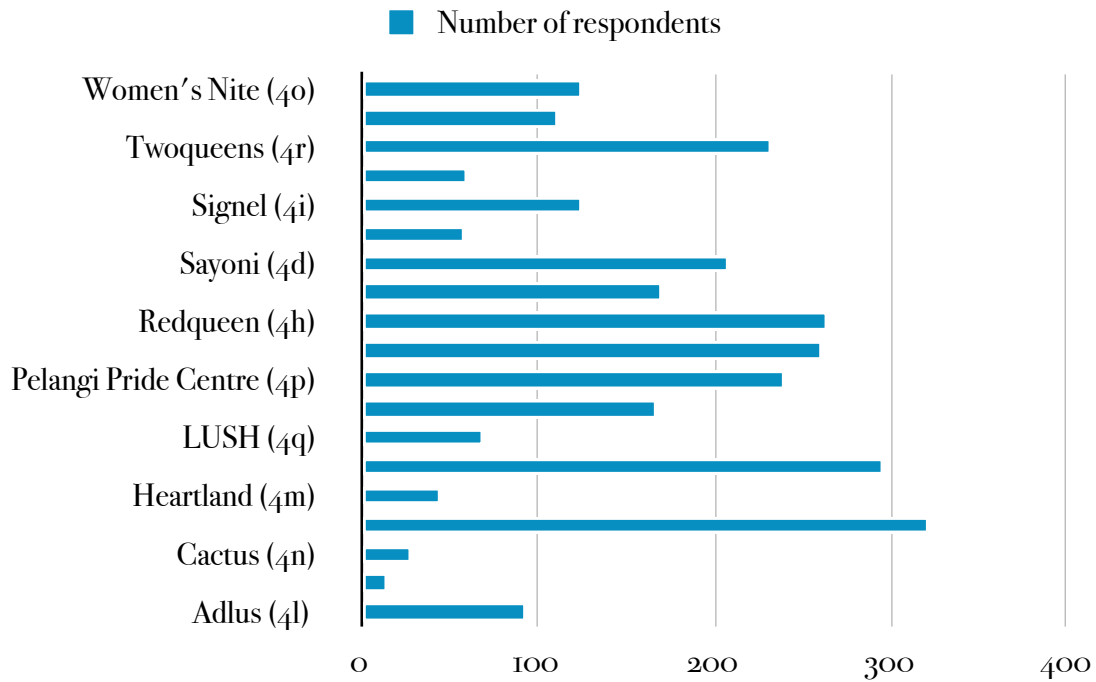
- GCE 'O'/'N' Level (3a) - 7%
- 'A' Level/IB (3b) - 8%
- Diploma/Advanced Diploma (3c) - 25%
- Bachelors/Graduate Degree (3d) - 46%
- Masters/Post-graduate Degree (3e) - 12%
- Doctorate (3f) - 0.88%
- Other (-oth-) - 1.46%



Percentage of queer women with secondary or higher qualifications: 98.5%

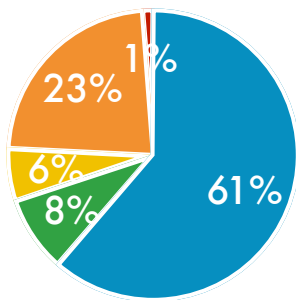
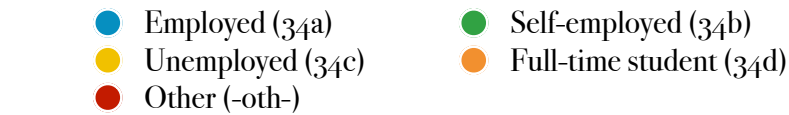
National percentage [aged 15 and above]: 61.6%

Qn 10 - Knowledge of Queer Organisations



- Fridae by far is the most known group, closely followed by Herstory, Redqueen, and PLU.
- The least popular is Asalam, a support group for Muslim queers, followed by Cactus, Heartland and Sg Butterfly.

Qn 11 - Employment

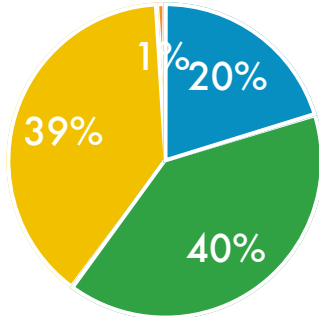


- Percentage of unemployed queer women - 6%. The national percentage is 3.4%.

Family, Friends and Work

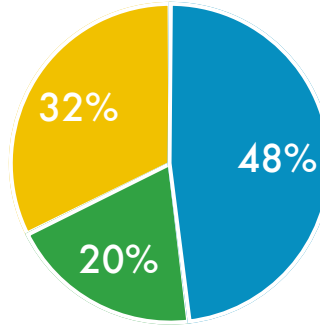
Qn 13 - Out to friends

- Yes all members (5a)
- Yes one or more members (5b)
- No none (5c)
- I do not have an immediate family/ i do



Qn 15 - Intention to come out to family

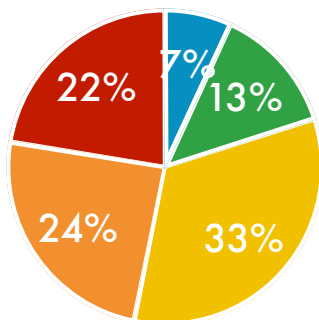
- Unsure (7a)
- Yes under these conditions (7b)
- No because of these reasons (7c)



Qn 14 - Family Reaction

[1- complete rejection, 5- complete acceptance]

- 1
- 2
- 3
- 4
- 5

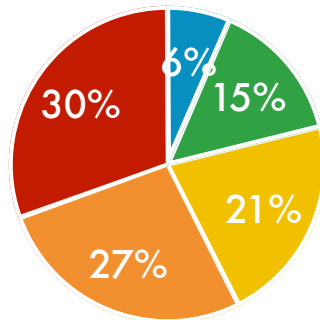


Mean = 3,38

Qn 17 - How out to friends are you

[1- totally not out, 5 - totally or almost totally out]

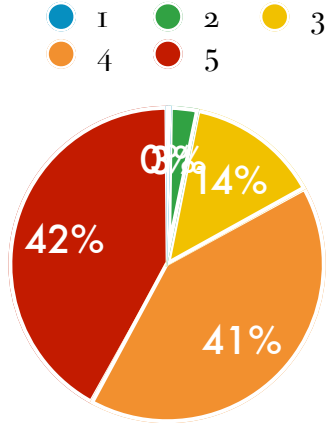
- 1
- 2
- 3
- 4
- 5



Mean = 3,57

Qn 18 - Reaction of friends

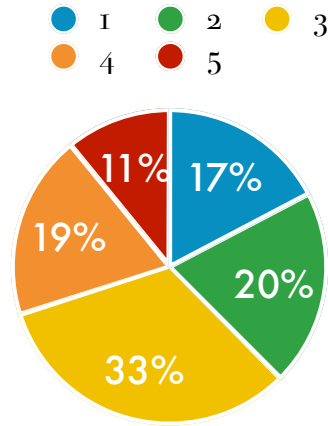
[1- complete rejection, 5- complete acceptance]



Mean = 3.93

Qn 21 - Composition of social circle

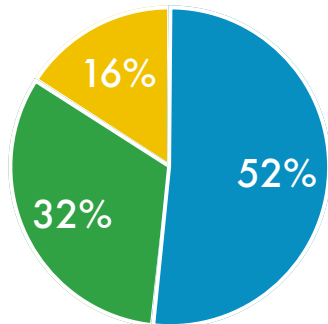
[1 - mostly straight, 5 - mostly queer]



Mean = 2.87

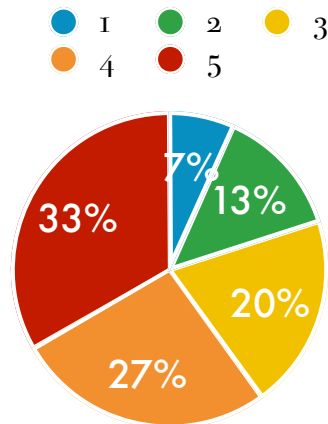
Qn 19 - Intention to come out to friends

- Unsure (IIa)
- Yes under these conditions (IIb)
- No because of these reasons (IIc)



Qn 22 - How out at work/school

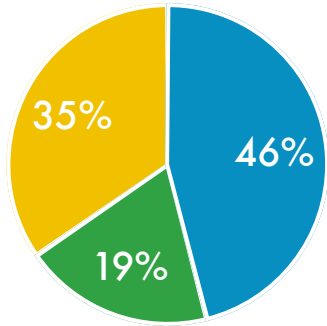
[1- totally not out, 5 - totally or almost totally out]



Mean = 3.66

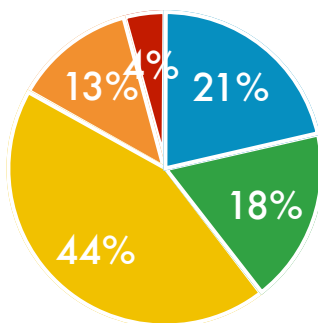
Qn 23 - Intention to come out

- Unsure (15a)
- Yes under these conditions (15b)
- No because of these reasons (15c)



Qn 24 - Degree of discrimination at work-place
[1 - no discrimination, 5 - strong discrimination]

- 1
- 2
- 3
- 4
- 5



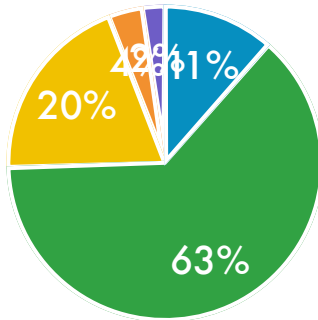
Mean = 2.09

A large percentage has indicated that work-places are not friendly towards queer people - something to address.

Personal

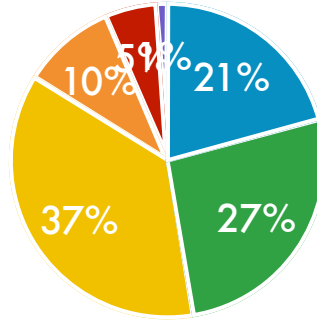
Qn 29 - Identity

- Queer (19a)
- Lesbian (19b)
- Bisexual (19c)
- Pansexual/Pomosexual (19d) - 3.51%
- Transsexual/Transgender (19e)
- Other (-oth-) - 2.34%



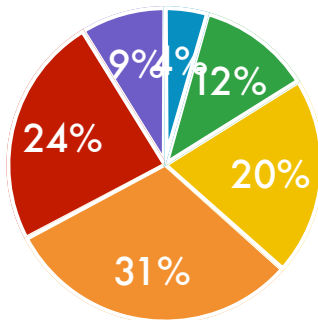
Qn 32 - Age of first attraction to girls

- Less than 10 years old (22a)
- 10-12 years (22b)
- 13-16 years (22c)
- 17-20 years (22d)
- 21-30 years (22e)
- More than 30 years old (22f)



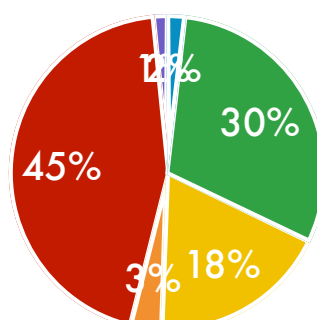
Qn 30 - How long with current identity

- Less than one year (20a)
- Between 1-2 years (20b)
- Between 2-5 years (20c)
- Between 5-10 years (20d)
- Between 10-20 years (20e)
- 20 years or more (20f)



Qn 33 - Relationship Status

- Married [legally] (23a)
- In a long-term monogamous relationship (23b)
- Dating one person/a few people (23c)
- Open relationship (23d)
- Single (23e)
- Other (-oth-)



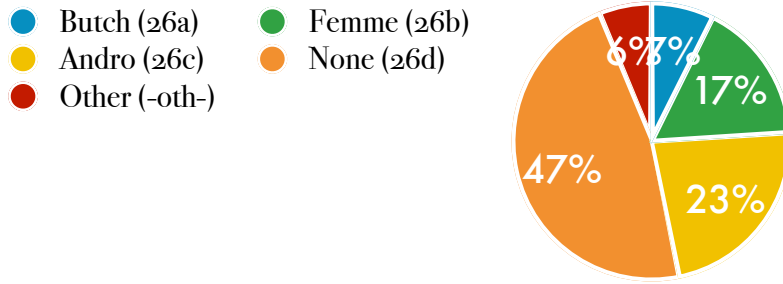
Qn 36 - Length of Relationship

The number of attached people indicate those attached to another woman [number in brackets indicate the total number, attached to both male and female]

	Married	Long-term	Open relationship	Dating	Total
Less than 6 months	0	14	4	29	47
6 months to 1 year	0	13	2	13	38
1-3 years	0	39 (44)	5	16	60(64)
2-5 years	0	18	0	4	22
5-10 years	1 (2)	15	0	1	17(18)
More than 10 years*	1 (3)	0	0	0	1(3)

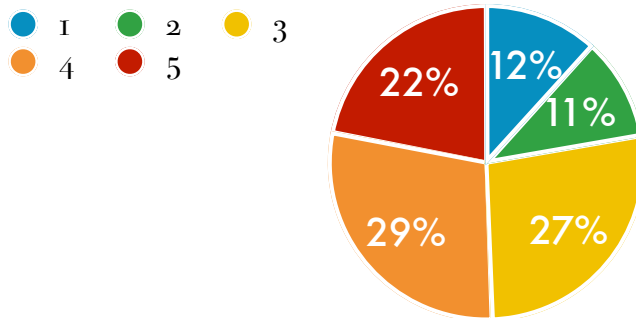
- Since Singapore does not legalise same-sex marriages, there are very few who indicate that they are legally married. Those who did do so, are mostly married to men.
- Out of the 55% who are attached [percentages based on those attached to females]
 - 52.9% are in relationships that have lasted for more than one year
 - 9.5% are in relationships that have lasted for more than 5 years
 - 20.6% of long-term relationships have lasted 1-3 years,

Qn 37 - Labels



A large proportion does not identify with any label.

Qn 38 - Proportion of people identifying with labels
[1 - none, or almost none, 5 - all, or almost everyone]



Mean = 3.38

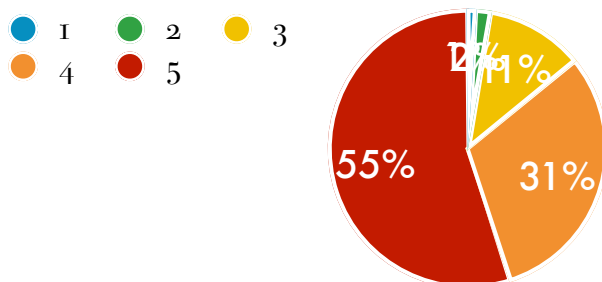
Qn 39 - Importance of aspects of identity

	1	2	3	4	5	Mean Rating
Sexuality	21	13	65	113	130	3.92
Gender	26	16	76	98	126	3.82
Ethnicity	58	66	112	69	37	2.89
Religion	93	63	93	46	47	2.68
Nationality	102	86	91	35	28	2.42
Occupation	49	38	93	97	65	3.27

- Sexuality consistently highest rating of all aspects
 - This trend is clearly visible even when analysing across social groups.
- Nationality ranks the lowest consistently
 - Whether this has to do with how queer women view their home country, or whether it is due to Singapore’s climate remains to be seen. Another explanation is the emergence of the global citizen, and this might be a nationwide trend,

Qn 40 - Degree of comfort with orientation

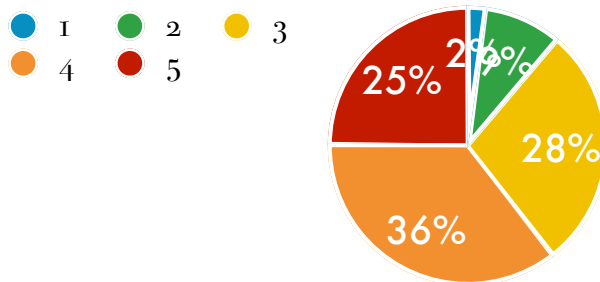
[1- very uncomfortable, 5 - very comfortable]



Mean = 4.37

Qn 41 - Impact on emotional health

[1 - very negative, 5 - very positive]



Mean = 3.72

A vast majority of the population is very comfortable with their orientation, and few are reporting emotional health problems. In fact, majority have indicated that coming out has improved their state of emotional health.

Qn 42 - Importance of aspects to negative impact on emotional health

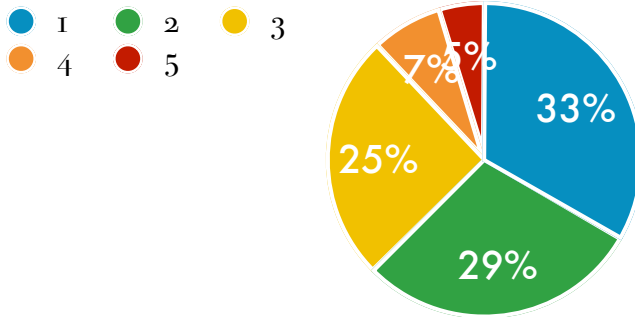
[1 - not important at all, 5 - very important] n = 41

	1	2	3	4	5	Mean Rating
Religion	16	3	5	6	11	2.83
Family	4	1	6	11	19	3.98
Societal Pressure	4	3	7	15	12	3.68
Friends	2	10	11	12	6	3.24
Internal Conflict/ Confusion	4	5	7	8	17	3.71

- Family ranks the highest in affecting self-identified conflicted women, followed closely by internal conflict/confusion
- Religion ranks the lowest

Qn 44 - Degree of involvement in queer community activism

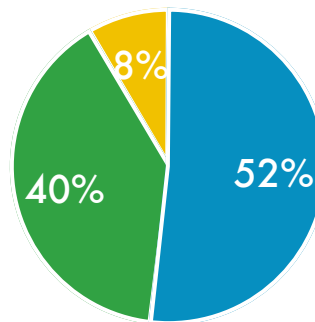
[1- not involved at all, 5 - very involved]



Mean = 2.21

Qn 45 - Intention to get involved

- Unsure (33a)
- Yes under these conditions (33b)
- No because of these reasons (33c)

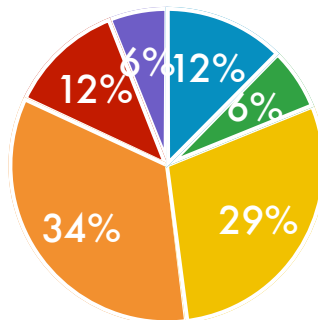


Financial

Qn 48 - Annual Salary

Number of non-earning students: 92 [excluded from results]

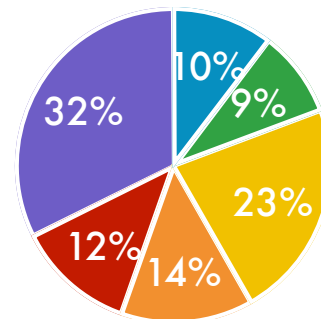
- Under 15 000 (35b)
- 15 000-20 000 (35c)
- 20 000-30 000 (35d)
- 30 000-50 000 (35e)
- 50 000-75 000 (35f)
- Above 75 000 (35g)



Qn 49 - Industry³

Size of working population = 239

- Retail/Food and Beverage/Hospitality (36a)
- Education & Civil Service (36b,c)
- Media/Entertainment/Marketing/Advertising (36d)
- Banking & Finance/Accounting/Insurance (36f)
- Engineering/IT/R&D (36h)
- Other [including medical & legal] (-oth-)



³ No. of respondents in:

Medical - 6

Legal - 6

Education - 19

Civil Service - 26

Qn 51, 52 - Ownership of home, and type of house

		Attached, living with partner	Attached, not living with part- ner	Single	Total
Yes, I co-own my home with my partner	Landed property	1			1
	Condo- minium	3			3
	HUDC Apart- ment	0			0
	HDB Apart- ment	3			3
	Hostel	0			0
	Other	0			0
	Subtotal	7			7

		Attached, living with partner	Attached, not living with part- ner	Single	Total
Yes, I own my own home [no owner- ship in your part- ner's name]	Landed property	0	-	-	0
	Condo- minium	6			6
	HUDC Apart- ment	0			0
	HDB Apart- ment	5			5
	Hostel	0			0
	Other	1			1
	Subtotal	12			12
No, I live with my partner, who owns the home	Landed property	1	-	-	1
	Condo- minium	4			4
	HUDC Apart- ment	0			0
	HDB Apart- ment	6			6
	Hostel	0			0
	Other	0			0
	Subtotal	11			11

		Attached, living with partner	Attached, not living with part- ner	Single	Total
I own my own home	Landed property	-	0	1	1
	Condo- minium		2	2	4
	HUDC Apart- ment		0	0	0
	HDB Apart- ment		12	14	26
	Hostel		0	0	0
	Other		0	0	0
	Subtotal			14	17
I co-own with my friend	Landed property	-	0	0	0
	Condo- minium		1	0	1
	HUDC Apart- ment		0	0	0
	HDB Apart- ment		0	0	0
	Hostel		0	0	0
	Other		0	0	0
	Subtotal			1	0

		Attached, living with partner	Attached, not living with part- ner	Single	Total
I live with my immedi- ate fam- ily [no legal owner- ship in your name]	Landed property	-	12	24	36
	Condo- minium		10	15	25
	HUDC Apart- ment		2	5	7
	HDB Apart- ment		73	79	152
	Hostel		0	0	0
	Other		1	2	3
	Subtotal			98	125
No, it is a rented home	Landed property	0	2	1	3
	Condo- minium	11	2	3	16
	HUDC Apart- ment	1	0	0	1
	HDB Apart- ment	7	3	4	14
	Hostel	0	1	1	2
	Other	3	2	1	6
	Subtotal	22	10	10	42

		Attached, living with partner	Attached, not living with part- ner	Single	Total
Other	Landed property	3	0	0	3
	Condo- minium	1	1	0	2
	HUDC Apart- ment	0	0	0	0
	HDB Apart- ment	1	3	1	5
	Hostel	0	0	0	0
	Other	0	0	0	0
	Subtotal	5	4	0	9
Total		57	127	158	342

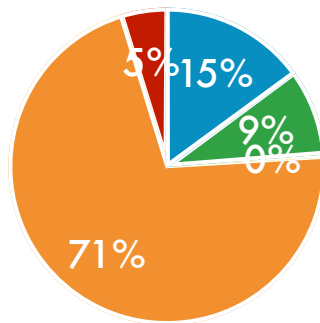
- Only 16.7% of the respondents live with their partners [53.8% of respondents are attached]
 - 2% co-own their property with their partner.
 - 3.5% own their house
 - 3.2% live with partner who owns their home
- 9.1% of respondents own their property, attached [who do not live with their partners] and single. 0.3% co-own with a friend.
- In total, only 14.9% of respondents have any legal ownership of their homes.
- There is a majority of queer women who live with their parents, both attached and single - 65.2%.

Overall, the percentage of women who live independently, and/or have some ownership of their own homes is low. This could be because⁴

1. Current public housing regulations are disadvantageous to singles, especially queer women and men. HDB apartments are reserved for heterosexual married couples. Moreover, for singles, only people over 35 can buy an HDB apartment,
2. Not many can afford to buy private property
3. Asian tradition of living with their parents until marriage

Qn 53 - Car ownership

- Yes I have my own car (40a)
- Yes I co-own with my partner/family (40b)
- No i rent a car (40c)
- No I do not own one (40d)
- Other (-oth-)



⁴ These are proposed reasons for the observed trend, and are un-tested hypotheses

Qn 54 - Suggestions for community services [answers are completely unedited for spelling and grammar mistakes, and are presented in their raw form.]

Do you have any.. []	More talk on career to allow networking, and more talk on legal matters.
More community services please. A lot more diversity in the various services.	equal rights and opportunities for GLBTs. positive acknowledgement and inclusion by the local government and laws (also seeking protection under those laws). better understanding of sexual orientation; and recognition of homophobia in the work place as a sexual discrimintaion being as serious and damaging as Ethnic discrimination.
More active clubs and events that help to fosters relationship within ourselves and also with the straight public.	nope
more activities such as indignation to increase unity among GLBT and to slowly eradicate homophobes in singapore and the government. more GLBT films to be shown and not banned or rated R21.	Organize sessions for people from similar industry to meet. Job search services for PLUs Social support services for PLUs Major activities for PLUs. Not just drinking and dancing but healthy activities ie Ethnicity, scavenger hunt, helping victims of natural disasters etc...
More activity-based groups. Less 'sitting down and talk about our issues' focus groups. Talk, Talk, Talk aka Sharing is very stressful actually.	More places that are friendly to all in the LGBT community, as opposed to the current "womyn only" or "gay men exclusive" clubs
Please fight for our rights. I really hope to see homosexual marriage is legal one day in Singapore.	More advice on medical grounds?... Legal rights? e.g. making wills
I would love to see more events for my age group - the 19-22 group. Because most of us are students but not as young as the 16 year olds, yet we haven't started working. Plus, it would be great to help us meet people in the 22-25 age group who have just started working to share their experiences in the workplace.	How abt "industry nites" to network wif more ladies in e same profession?
more activities for women....social events where women can mingle and get to know each other... not in a loud bar setting....	Please organise more ladies nite for ladies to be free in mingling. Some ladies are juz too shy to enroll themselves for the small group talk, so with the ladies nites held, will encourage attendance and expand their circle of friends.
gay/ lesbian sports club	Movie events (with queer themes) and book readings (of queer books) would certainly be welcome.
More get togethers which allows pple to make friends, though i don't mind parties too. More talks / seminars on gay relationships.	there are 2 key groups i see in the lesbian community: 1. those into parties 2. those who are very cliquish and elitist, n feel like they are better off than those who are into parties. i cannot identify with either groups. i dont like parties, but i am not into snobbery either.
so far so good!	People who owns gay friendly entertainment places, retails, service trades etc to be less homophobic towards themselves and in public with others. It's very sad that these people are all about earning the "Pink" and step back to speaking out for us. Being gay is not a crime, it's part of life and it's very normal. Queer should not be use, it's telling people that we are weird. Are you weird?
It would be really nice to see that all of the different gay organisations to unite so that the gay community will be much more dynamic.	
saunas for gals	
Counselling for people. Cos girls are more emotional, so girl x girl equals double emotional, so when they break up, it really swing them into depression. Self help grp like Alcohol Anonymous kind will be good.	

<p>I would like to see the community become more accepting of differences. To be more liberal and friendly towards strangers. And not growl at people who walk up simply to say hi. Services I would like to have - a group where women in long term relationships can get together and discuss issues. We need some sort of a survival guide!</p>	<p>I would like to see more Women Only events/ associations set up. Currently it seems to be tied very much to religion. Also, rather than meeting only "once a month", couldn't we meet more often? :)</p>
<p>more networking sessions for PLUs or event tour groups for PLUs or debates for PLUs. Rather than just the monthly party.</p>	<p>Groups for lesbian mothers</p> <p>more visible support groups for lesbians - not just for butches/labelled lesbians. i wasn't sure i was lesbian because here in singapore, if you were lesbian it meant you were butch/passive/strange labels; and if you were normal, you're sidelined.</p>
<p>i hope i get updated on gatherings</p>	<p>can there be a meeting for queer people of the same age?</p>
<p>i hope i get updated on gatherings</p>	<p>More youth-friendly activities. Be it clubbing or going out at night. Because often, being 16, although I do go out to pubs and so to mix with people, I can't do so legally. I just feel that younger people do not have as much activities as those above 18 or 21.</p>
<p>Book discussion groups.</p> <p>There should be something done regarding the unfair raids done to gay clubs. I hope that a reporter or someone who can write very well to write in to the press regarding the whole incident. It is very insulting. Fair treatments should be given.</p>	<p>i hope a community service centre to take care of old & single queer folks could be set up in future.</p>
<p>Men to reserve respect for bisexual women/ lesbians.</p>	<p>Gay marriage in Singapore to be legalized... Possible?</p>
<p>more awareness about the equivillant of gay marriages</p>	<p>matchmaking</p>
<p>Talks/workshops/sessions/resources provided by PROFESSIONAL counsellors on topics like visibility, coming out and building self-esteem. (While current efforts by queer groups are appreciated, improvements can be made. I have personally attended sessions where participants are not given sufficient information or 'left hanging' or worse advised by 'counsellors' who seem repressed, unaware or closetted themselves.) Individuals should be encouraged not only to have awareness and acceptance of their sexuality, but to eventually come out to their families, colleagues and friends, and address issues of sexuality and homophobia with them. In other words, in addition to having mailing lists, messageboards, online/offline forums that discuss (or complain) about homophobia and discrimination amongst ourselves, more effort, on a personal level, should be made to discuss these issues with the homophobes/heterosexists/clueless straights.</p>	<p>More activities e.g Workshops for Encouraging of Partners to get Married.</p>
<p>A talk/discussion for queer women who are only beginning to be aware of & act on their attraction to women, to give them some guidance into the dynamics of the queer female scene here.</p>	<p>Social events for women that are held on week-end nights (Friday, Saturday). Week-day nights are too difficult to attend with work obligations.</p>
<p>They should hv a lesbian datin agency 4 the singles out there...n to knw more les ppl from all around...</p>	<p>Explore more of legalisation marriage in Spore like UK, Germany</p>
	<p>more variety of PLU place to chill out</p>
	<p>How about more writeups in local magazines? There's just too little that people are there can know about our community. They should not discriminate against us at all. They keep thinking that we're being 'immature' just because we lesbians love woman.</p>
	<p>more interesting, creative or even meaningful events to draw the community together other than the parties.</p>
	<p>Have more Gay activities around to attend during weekends!!!</p>

continue to fight for respect as a living being in this country, on this earth. let those who are homophobic know that we are respectable beings, nothing lesser than them.

I would want to see that events and gatherings hosted and organised are in the spirit of community and togetherness, rather than to earn pink dollars. Celebrate womanhood rather being queer.

Something which can reach out to LGBT youth, especially in schools, like the gay-straight alliance in USA and Canada, although I can't imagine any of the authorities allowing it to happen.

More charity organizations for people like us, especially emotional support.

community for a younger crowd, alot of those gatherings are for older women?

General Observations

- Many requested
 - More recognition of queer rights.
 - More activities for different groups
 - Matchmaking/dating services
- Certain suggestions were clearly not made in the most informed way, as some requested for a gay/lesbian Sports club. A Queer Sports group already exists in Singapore. [Adlus].
- Many also did not seem to know that there are gatherings held for women , such as monthly Sayoni Gatherings.

Data by Age Group

Although the survey has options for “50 and above”, there were no survey-takers who responded as such. This does not mean there are no queer women this age, One of the reasons for the absence of older women might be that they are not so technologically-inclined, and this happens to be an internet survey. Hence, this age group is totally omitted from the data presented.

Introduction

Qn 9 - Education Level

	16-20	21-30	31-40	41-50	Total
GCE 'O'/ 'N' Level	6	13	4	0	23
'A' Level/ IB	16	5	4	1	26
Diploma/ Advanced Diploma	14	54	16	1	85
Bachelors/ Graduate Degree	9	127	20	2	158
Masters/ Post- graduate Degree	0	18	19	5	42
Doctorate	0	2	1	0	3
Other	2	3	0	0	5

Qn 10 - Knowledge of Queer Organisations

	16-20	21-30	31-40	41-50	Total
Adlus	7	57	27	3	94
Asalam	2	7	6	0	15
Cactus	4	15	9	1	28
Fridae	42	209	63	8	322
Heartland	4	26	14	1	45
Herstory	35	196	58	7	296
LUSH	11	41	15	2	69
Oogachaga	21	106	36	5	168
P e l a n g i Pride Cen- tre	24	157	51	8	240
People Like Us	31	168	56	6	261
Redqueen	24	176	56	8	264
Safehaven	11	110	44	6	171
Sayoni	34	126	44	4	208
Sg Butterfly	9	37	11	2	59
Signal	12	79	31	4	126
Sumthing	1	26	28	5	60
Twoqueens	19	167	45	2	233
Utopia-Asia	16	61	32	3	112
Women's Nite	8	84	29	5	126

Qn II - Employment Status

	16-20	21-30	31-40	41-50	Total
Employed	8	150	4	4	166
Self-employed	0	11	5	1	17
Unemployed	5	14	12	4	35
Full-time student	34	44	7	0	54
Other	0	3	16	0	19

Friends, Family and Work

Qn 13 - Out to family

	16-20	21-30	31-40	41-50	Total
Yes, to all	5	48	15	1	69
Yes, to some	17	88	29	2	136
No, not at all	25	82	20	6	133
I do not have a family/ keep in contact with them	0	3	0	0	3

Qn 14 - Reaction of Family

	16-20	21-30	31-40	41-50	Total
1	2	8	4	0	14
2	3	19	5	0	27
3	7	49	12	0	68
4	9	33	7	1	50
5	1	37	16	2	56
Mean rating	3.18	3.38	3.59	4.67	3.38

Qn 15 - Intention to come out to family

	16-20	21-30	31-40	41-50	Total
Unsure	17	37	8	2	64
Yes	3	18	3	2	26
No	5	27	9	2	43

Qn 17 - Out to friends [degree]

	16-20	21-30	31-40	41-50	Total
1	3	12	4	3	22
2	7	32	11	0	50
3	10	46	13	4	73
4	15	56	19	2	92
5	12	75	17	0	104
Mean rating	3.55	3.68	3.53	2.56	3.57

Qn 18 - Reaction of Friends

	16-20	21-30	31-40	41-50	Total
1	0	1	0	0	1
2	1	5	2	1	9
3	5	29	10	0	44
4	21	84	23	3	131
5	17	90	25	2	134
Mean rating	4.23	4.23	4.18	4	3.93

Qn 19 - Intention to come out to friends, if not out

	16-20	21-30	31-40	41-50	Total
Unsure	9	49	14	3	75
Yes	11	27	7	2	47
No	0	14	7	2	23

Qn 21 - Composition of social circle

	16-20	21-30	31-40	41-50	Total
1	8	42	7	2	59
2	14	45	7	3	69
3	12	69	28	2	111
4	8	40	16	1	65
5	5	25	6	1	45
Mean rating	2.74	2.82	3.11	2.56	2.86

Qn 22 - Out at work/school

	16-20	21-30	31-40	41-50	Total
1	11	66	21	7	105
2	11	48	15	1	75
3	11	28	9	0	48
4	8	49	10	1	68
5	6	30	9	0	45
Mean rating	2.72	2.68	2.55	1.44	3.66

Qn 23 - Intention to come out at work/school

	16-20	21-30	31-40	41-50	Total
Unsure	19	67	16	3	105
Yes	10	24	8	2	44
No	4	51	21	3	79

Qn 24 - Degree of discrimination, if working

	16-20	21-30	31-40	41-50	Total
1	2	34	13	2	51
2	2	30	8	3	43
3	4	72	26	2	104
4	0	21	8	1	30
5	0	6	4	0	10
Mean rating	2.25	2.60	2.69	2.25	2.09

Personal

Qn 29 - Identity

	16-20	21-30	31-40	41-50	Total
Queer	8	146	46	9	39
Lesbian	15	29	2	0	216
Bisexual	19	39	9	0	67
Pansexual/ pomosexual	3	7	2	0	12
Transsexual/ transgender	0	0	0	0	0
Other	2	1	5	0	8

Qn 30 - Length of current identity

	16-20	21-30	31-40	41-50	Total
Less than 1 year	5	8	2	0	15
1-2 yrs	16	21	2	1	40
2-5 yrs	13	54	3	0	70
5-10 yrs	11	78	14	2	105
10-20 yrs	2	52	26	2	82
20 yrs or more	0	9	17	4	30
Mean	3.93	8.17	14.6	16.3	8.625

Qn 32 - Age of first attraction to girls

	16-20	21-30	31-40	41-50	Total
Less than 10 years old	10	42	18	1	71
10-12 yrs	14	58	17	2	91
13-16 yrs	20	83	18	4	125
17-20 yrs	3	27	3	0	33
21-30 yrs	0	12	6	0	18
30 yrs or more	0	0	2	2	4
Mean	11.69	12.8	12.7	17.2	12.8

Qn 33 - Relationship Status

	16-20	21-30	31-40	41-50	Total
Married[legally]	0	0	4	2	6
Long-term monogamous	0	75	22	1	104
Dating	6	41	12	3	63
Open Relationship	7	10	1	0	11
Single	34	92	24	3	153
Other	0	4	1	0	5

Qn 36 - Length of current relationship

	16-20	21-30	31-40	41-50	Total
Less than 6 mths	3	36	7	1	47
6 mths to 1 yr	5	20	2	1	28
1-3 yrs	4	45	16	1	65
3-5 yrs	2	14	5	1	22
5-10 yrs	0	11	6	1	18
10 yrs or more	0	0	3	1	4
Mean	1.46	2.00	3.72	5.75	2.21

Qn 37 - Label

	16-20	21-30	31-40	41-50	Total
Butch	3	16	5	1	25
Femme	7	44	6	0	57
Andro	4	47	24	2	78
None	30	100	26	5	161
Other	2	15	3	1	21

Qn 38 - Proportion of people who identify with labels

	16-20	21-30	31-40	41-50	Total
1	10	22	6	2	40
2	1	23	12	0	36
3	9	60	23	1	93
4	15	66	15	2	98
5	12	51	8	4	75

	16-20	21-30	31-40	41-50	Total
Mean rating	3.38	3.45	3.11	3.67	3.38

Qn 39 - Importance of aspects of identity [mean rating]

	16-20	21-30	31-40	41-50	Mean
Sexuality	3.74	3.98	4	3.11	3.92
Gender	3.82	3.79	3.98	3.44	3.82
Ethnicity	2.82	2.85	3.08	2.89	2.89
Religion	2.64	2.58	3.08	3.11	2.68
Nationality	2.19	2.37	2.38	1.89	2.42
Occupation	2.89	3.36	3.33	2.56	3.27

Qn 40 - Degree of comfort with sexual orientation

	16-20	21-30	31-40	41-50	Total
1	11	2	1	0	3
2	4	2	0	0	6
3	17	25	5	2	39
4	9	672	15	1	106
5	6	121	43	6	188
Mean rating	2.89	4.39	4.55	4.4	4.37

Qn 41 - Impact of sexuality on emotional health [1- negatively. 5 - positively]

	16-20	21-30	31-40	41-50	Total
1	0	3	3	0	7
2	4	21	3	0	31
3	7	62	16	4	97

	16-20	21-30	31-40	41-50	Total
4	18	81	22	3	122
5	18	55	20	2	85
Mean rating	4.06	3.74	3.82	3.8	3.72

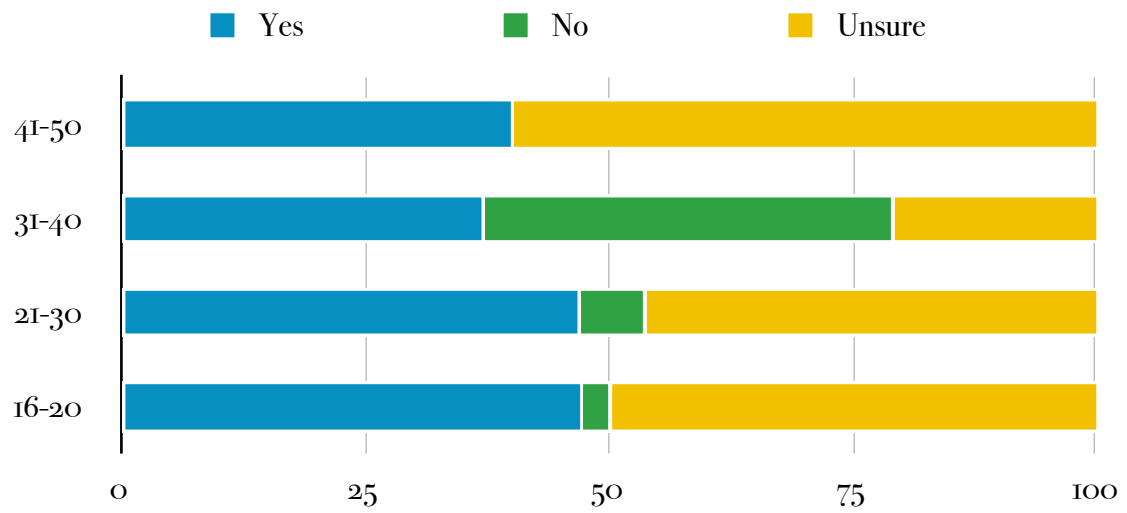
Qn 42 - Influence of aspects on impact on emotional health [mean rating]

	16-20	21-30	31-40	41-50	Mean
Religion	2.13	2.89	4.17	-	2.83
Family	2.63	4.37	4	-	3.98
Societal Pressure	3.13	3.74	3.33	-	3.68
Friends	2.38	3.41	3.67	-	3.24
Internal Conflict/ Confusion	3.88	3.56	4.17	-	3.71

Qn 44 - Degree of involvement in queer community activism

	16-20	21-30	31-40	41-50	Total
1	24	65	23	2	114
2	8	73	16	3	100
3	11	62	12	2	87
4	2	13	8	2	25
5	2	9	5	0	16
Mean rating	1.94	2.18	2.31	2.44	2.21

Qn 45 - Intention to become involved



Financial

Qn 48 - Annual Salary

	16-20	21-30	31-40	41-50	Total
Not earning [student]	39	51	2	0	92
Under 15 000	6	20	4	1	31
15 000-20 000	1	13	1	2	16
20 000-30 000	0	64	6	1	73
30 000-50 000	0	55	27	3	85
50 000-75 000	0	15	15	0	30
Above 75 000	0	4	9	2	15
Mean Earnings	10000	31959	34564	40278	34950

Qn 51 b - Attached people who live with their partners

	16-20	21-30	31-40	41-50	Total
Yes, we co-own our home	0	3	3	1	7
Yes, I own my own home	0	6	4	2	12
No, my partner owns it	0	11	0	0	11
No, it is a rented home	0	13	9	0	22
Other	0	4	1	0	5
Total	0	33	17	3	57

Qn 51 c,d - Attached people who don't live with partners, and single people

	16-20	21-30	31-40	41-50	Total
Yes, I own our home	0	10	17	4	31
Yes, I co-own with my friend	0	1	0	0	1
I live with my immediate family [no legal ownership in your name]	47	150	25	1	223
No, it is a rented home/ hostel	0	16	3	1	20
Other	0	4	1	0	5

Qn 52

Only those who answered that they live on their own [ie, own home, co-owned home, rented home and hostel] are reflected in the following, so as to judge the financial situation of queer women by age.

	16-20	21-30	31-40	41-50	Total
Landed	0	6	2	1	9
Condo	0	21	11	5	37
HDB	0	35	25	2	62
HUDC	0	1	0	0	1
Hostel	0	2	0	0	2
Other	0	7	1	0	8

Qn 53 - Car ownership

	16-20	21-30	31-40	41-50	Total
Yes, I have my own car	0	28	19	4	51
Yes, I co-own with my partner/family	7	18	5	0	30
No, i rent a car	1	0	0	0	1
No, I do not own one	39	163	37	5	244
Other	0	13	3	0	16

Data by Ethnic Group

The minority groups are slightly underrepresented in this population.

Friends, Family and Work

Qn 13 - Out to family

	Chinese	Malay	Indian	Others	Total
Yes, to all	60	0	2	7	69
Yes, to some	122	5	4	5	136
No, not at all	113	8	8	4	133
I do not have a family/ keep in contact with them	0	0	0	3	3
Total	295	13	14	19	341

Qn 14 - Reaction of Family

	Chinese	Malay	Indian	Others	Total
1	14	0	0	0	14
2	23	0	1	3	27
3	59	3	2	4	68
4	46	0	1	3	50
5	40	2	2	2	56
Mean rating	3.41	3.8	4.33	3.33	3.38

Qn 15 - Intention to come out to family

	Chinese	Malay	Indian	Others	Total
Unsure	56	3	3	2	64
Yes	22	1	2	1	26
No	35	4	3	1	43

Qn 17 - Out to friends [degree]

	Chinese	Malay	Indian	Others	Total
1	21	1	0	0	22
2	45	1	3	1	50
3	61	3	6	3	73
4	83	4	2	3	92
5	85	4	3	12	104
Mean rating	3.56	3.69	3.36	4.37	3.57

Qn 18 - Reaction of Friends

	Chinese	Malay	Indian	Others	Total
1	1	0	0	0	1
2	8	0	0	1	9
3	39	1	3	1	44
4	114	5	4	8	131
5	112	6	7	9	134
Mean rating	4.20	4.42	4.29	4.32	3.93

Qn 19 - Intention to come out to friends

	Chinese	Malay	Indian	Others	Total
Unsure	41	3	4	1	75
Yes	20	1	0	1	47
No	66	1	5	1	23

Qn 21 - Composition of social circle

	Chinese	Malay	Indian	Others	Total
1	54	1	2	2	59
2	59	1	3	6	68
3	90	5	9	7	111
4	60	3	0	2	65
5	32	3	0	2	45
Mean rating	2.85	3.46	2.5	2.79	2.86

Qn 22 - Out at work/school

	Chinese	Malay	Indian	Others	Total
1	93	4	4	4	105
2	67	0	4	4	75
3	38	5	3	2	48
4	58	2	2	6	68
5	39	2	1	3	45
Mean rating	2.60	2.85	2.43	3	3.66

Qn 23 - Intention to come out at work/school

	Chinese	Malay	Indian	Others	Total
Unsure	91	4	6	3	105
Yes	35	1	3	4	44
No	72	2	2	3	79

Personal

Qn 39 - Importance of aspects of identity [mean rating]

	Chinese	Malay	Indian	Others	Total
Sexuality	3.93	4.08	3.93	3.89	3.92
Gender	3.82	3.69	4.21	3.74	3.82
Ethnicity	2.92	1.92	3	2.95	2.89
Religion	2.66	2.77	4.57	2.47	2.68
Nationality	2.41	2.15	2.57	2.63	2.42
Occupation	3.25	3.38	3.14	3.53	3.27

Qn 40 - Degree of comfort with sexual orientation

	Chinese	Malay	Indian	Others	Total
1	3	0	0	0	3
2	6	0	0	0	6
3	34	1	1	3	39
4	96	3	4	3	106
5	157	9	9	13	188
Mean rating	4.34	4.61	4.57	4.53	4.37

Qn 41 - Impact of sexuality on emotional health

	Chinese	Malay	Indian	Others	Total
1	6	0	0	1	7
2	28	1	1	1	31
3	83	3	5	6	97
4	107	7	2	6	122
5	72	2	6	5	85

	Chinese	Malay	Indian	Others	Total
Mean rating	2.50	3.77	3.93	3.68	3.72

Qn 42 - Influence of aspects on impact on emotional health [mean rating]

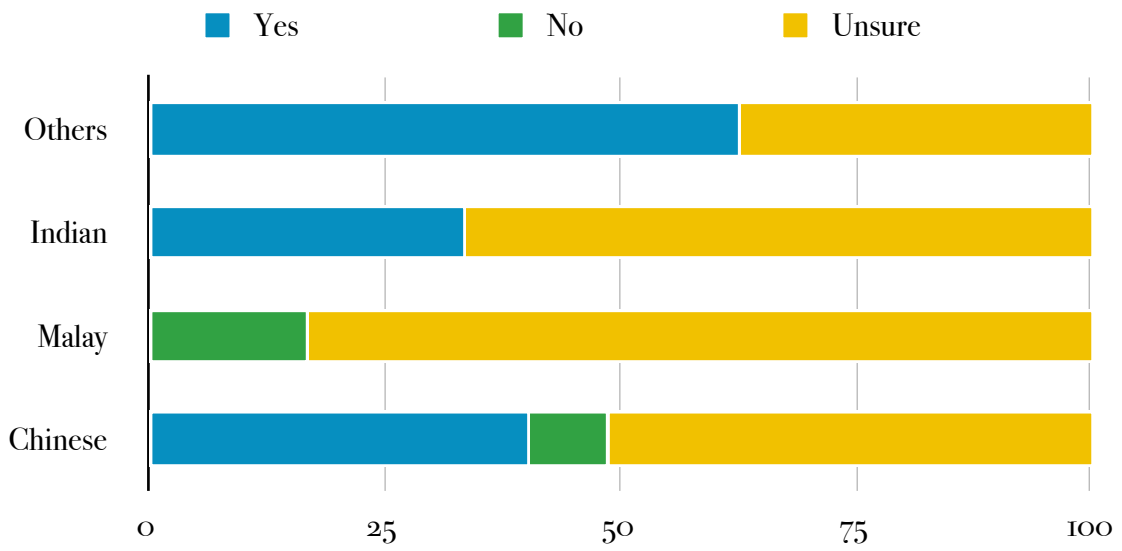
	Chinese	Malay	Indian	Others	Total
Religion	2.81	3	-	-	2.83
Family	3.95	3	-	-	3.98
Societal Pressure	3.70	3	-	-	3.68
Friends	2.84	3	-	-	3.24
Internal Conflict/ Confusion	3.76	3	-	-	3.71

For those in “Indian”, and “Others”, the sample size who indicated their sexuality has had negative impact is way too small to give statistics for mean ratings.

Qn 44 - Degree of involvement in queer community activism

	Chinese	Malay	Indian	Others	Total
1	102	4	4	4	114
2	92	2	2	4	100
3	72	4	0	6	87
4	20	0	0	4	25
5	10	3	0	1	16
Mean rating	2.14	2.69	1.333	2.68	2.21

Qn 45 - Intention to become involved



Data by Religious Group

The minority groups are slightly underrepresented in this survey. Use the results for minority groups with caution, as the sample size is too small to make a definite conclusion.

Friends, Family and Work

Qn 13 - Out to family

	Chris- tian	Hindu	Muslim	Buddhi st/ Taoist	None	Others	Total
Yes, to all	20	1	0	19	24	5	69
Yes, to some	40	4	7	31	47	7	136
No, not at all	34	1	13	29	0	2	133
I do not have a family/ keep in contact with them	2	0	0	0	0	0	3
Total	96	6	20	79	71	14	341

Qn 14 - Reaction of Family

	Chris- tian	Hindu	Muslim	Buddhi st/ Taoist	None	Others	Total
1	3	0	1	5	5	0	14
2	6	1	1	7	9	3	27
3	22	1	3	18	21	3	68

	Chris- tian	Hindu	Muslim	Buddhi st/ Taoist	None	Others	Total
4	19	1	0	10	18	2	50
5	10	2	2	10	18	4	56
Mean rating	3.45	3.8	3.14	3.26	3.49	3.58	3.38

Qn 15 - Intention to come out to family

	Chris- tian	Hindu	Muslim	Buddhi st/ Taoist	None	Others	Total
Unsure	14	-	6	18	24	0	64
Yes	6	-	1	5	16	0	26
No	14	1	6	4	14	2	43

Qn 17 - Out to friends [degree]

	Chris- tian	Hindu	Muslim	Buddhi st/ Taoist	None	Others	Total
1	7	0	1	6	0	1	22
2	17	0	5	13	14	1	50
3	16	3	5	15	32	2	73
4	30	0	5	21	33	3	92
5	26	3	4	24	40	7	104
Mean rating	3.53	4	3.3	3.56	3.83	4	3.57

Qn 18 - Reaction of Friends

	Chris- tian	Hindu	Muslim	Buddhi st/ Taoist	None	Others	Total
1	0	0	0	0	1	0	1
2	1	0	2	1	4	1	9
3	19	2	2	10	10	1	44
4	38	1	7	30	50	5	131
5	31	3	8	32	54	6	134
Mean rating	4.11	4.17	4.11	4.27	4.28	4.23	3.93

Qn 19 - Intention to come out to friends

	Chris- tian	Hindu	Muslim	Buddhi st/ Taoist	None	Others	Total
Unsure	25	2	6	24	19	1	75
Yes	8	1	3	7	23	1	47
No	7	0	2	19	8	2	23

Qn 21 - Composition of social circle

	Chris- tian	Hindu	Muslim	Buddhi st/ Taoist	None	Others	Total
1	18	0	4	14	22	1	59
2	21	1	1	15	27	3	69
3	26	5	6	27	38	7	111
4	23	0	2	16	22	1	65
5	8	0	3	7	17	2	45

	Chris- tian	Hindu	Muslim	Buddhi st/ Taoist	None	Others	Total
Mean rating	2.81	2.83	2.94	2.84	2.88	3	2.86

Qn 22 - Out at work/school

	Chris- tian	Hindu	Muslim	Buddhi st/ Taoist	None	Others	Total
1	38	2	7	23	33	2	105
2	20	1	4	16	32	2	75
3	11	2	5	11	16	3	48
4	16	0	0	17	28	5	68
5	11	0	0	12	17	2	45
Mean rating	2.40	2	1.88	2.73	2.71	3.21	3.66

Qn 23 - Intention to come out at work/school

	Chris- tian	Hindu	Muslim	Buddhi st/ Taoist	None	Others	Total
Unsure	35	1	11	16	18	2	105
Yes	9	1	2	5	13	4	44
No	25	3	3	18	19	1	79

Personal

Qn 39 - Importance of aspects of identity [mean rating]

	Chris- tian	Hindu	Muslim	Buddhi st/ Taoist	None	Others	Total
Sexuality	3.98	3.5	3.85	3.91	4.53	4.5	3.92
Gender	3.86	3.17	3.7	3.75	3.83	3.93	3.82
Ethnicity	2.95	3.17	2.15	3.09	2.67	3.29	2.89
Religion	3.14	3.83	2.75	2.76	2.04	2.64	2.68
National- ity	2.65	3.33	2.1	2.35	2.26	2.71	2.42
Occupa- tion	3.35	3.17	3.4	3.24	3.21	3.43	3.27

Qn 40 - Degree of comfort with sexual orientation

	Chris- tian	Hindu	Muslim	Buddhi st/ Taoist	None	Others	Total
1	1	0	0	0	0	0	3
2	1	0	0	2	0	0	6
3	7	1	3	9	14	0	39
4	26	2	5	20	41	3	106
5	33	3	12	49	71	11	188
Mean rating	4.31	4.33	4.94	3.89	4.45	4.79	4.37

Qn 41 - Impact of sexuality on emotional health

	Chris- tian	Hindu	Muslim	Buddhi st/ Taoist	None	Others	Total
1	2	0	1	1	3	0	7
2	6	0	1	7	10	0	31
3	16	2	6	31	29	5	97
4	26	2	8	21	53	5	122
5	18	2	4	20	31	4	85
Mean rating	3.76	4	3.65	3.65	3.79	3.93	3.72

Qn 42 - Influence of aspects on impact on emotional health [mean rating]

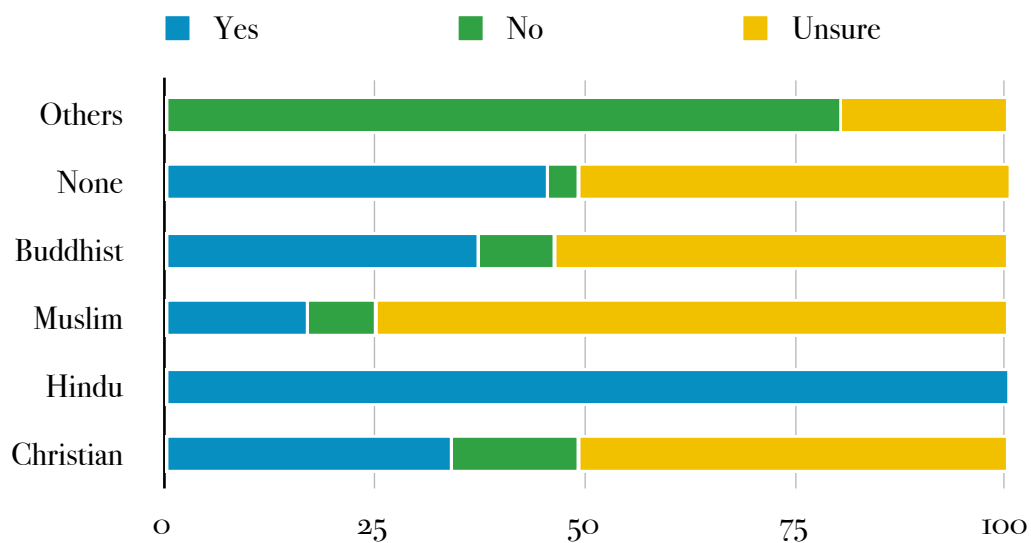
	Chris- tian	Hindu	Muslim	Buddhi st/ Taoist	None	Others	Mean
Religion	4.47	-	3.5	1.44	1.9	-	2.83
Family	4.2	-	4	3.33	4.07	-	3.98
Societal Pressure	3.73	-	3.5	3.11	4.13	-	3.68
Friends	3.4	-	3	3	3.27	-	3.24
Internal Conflict/ Confusion	4.07	-	3.5	3.11	3.73	-	3.71

All the respondents who belonged in the both the “Hindu” and “Others” Ethnicity group answered that their sexuality has impacted them positively, or has no impact on them. Hence, no ratings are available for how strongly each aspect has impacted them.

Qn 44 - Degree of involvement in queer community activism

	Chris- tian	Hindu	Muslim	Buddhi st/ Taoist	None	Others	Total
1	30	1	9	26	46	2	114
2	29	1	3	28	36	3	100
3	24	3	0	18	31	6	87
4	7	0	0	6	10	2	25
5	6	1	0	2	3	1	16
Mean rating	2.27	2.83	1.3	2.13	2.11	2.79	2.21

Qn 45 - Intention to become involved



Suggestions for Further Research

- I. The reason why so many queer women consider sexuality to be the most important aspect of their identity.
- II. More detailed studies into reactions of family, friends and colleagues to sexuality
- III. How the composition of one's social circle [in terms of age, ethnicity, religion and sexuality] affects degree of comfort with orientation, and impact on emotional health
- IV. How "labels" and "roles" affect the dynamics in a relationship, and possibly its length
- V. Investigate more on the minority groups

Appendix

Survey Questionnaire

This is a printable version of our survey, which was administered online. Certain question numbers are left out, as they are not real questions, but guiding comments for the users.

* 0002: What is your gender?

Pre and post-op MTFs are counted as female, while pre and post-op FTMs are not counted as female in the context of this survey.

- Female
- Male

* 0003: Are you physically/sexually attracted to women?

- Yes
- No

* 0004: Are you living in Singapore?

- Yes
- No

Only proceed if you have answered “Female” to Qn 0002, and “Yes” to Qn 0003 and Qn 0004.

2. Introduction

* 0006: What is your age?

- 16-20
- 21-30
- 31-40
- 40-50
- 51 and above

* 0007: Your Ethnic identity is..

- Chinese
- Malay
- Indian
- Other

* 0008: What is your religion?

- Christianity
- Islam
- Hinduism
- Buddhism/Taoism

- None
- Other

* 0009: Your highest education level is

Choose the option if you have already attained it, or are pursuing it right now

- GCE 'O'/'N' Level
- 'A' Level/IB
- Diploma/Advanced Diploma
- Bachelors/Graduate Degree
- Masters/Post-graduate Degree
- Doctorate
- Other

* 0010: Are you aware of these queer organisations? Tick all that apply.

- Adlus
- Asalam
- Cactus
- Fridae
- Heartland
- Herstory
- LUSH
- Oogachaga
- Pelangi Pride Centre
- People Like Us
- Redqueen
- Safehaven
- Sayoni
- Sg Butterfly
- Signel
- Sumthing
- Twoqueens
- Utopia-Asia
- Women's Nite

* 0011: Your current employment status is...

- Employed
- Self-employed
- Unemployed
- Full-time student
- Other

3. Family, Friends and Work

* 0013: Does your immediate family know, with certainty, of your sexual orientation?

- Yes, all members
- Yes, one or more members
- No, none
- I do not have an immediate family/ i do not keep in contact with my family

* 0014: If yes, how have they reacted, in general?

Rate from 1-5. 1 = complete rejection. 5 = complete acceptance

1 2 3 4 5

* 0015: If none, or not all of your family members know, do you intend to reveal your sexual orientation to them? Under what conditions?

- Unsure
- Yes, under these conditions
- No, because of these reasons

Make a comment on your choice here:

0016: Is there anything you want to tell us about your family's reactions?

* 0017: Do your friends know, with certainty, of your sexual orientation?

Rate from 1-5 by the extent of how out you are. 1 = totally not out. 5 = totally, or almost totally out to everyone you know

1 2 3 4 5

* 0018: If yes, how have your friends reacted, in general?

Rate from 1-5. 1 = complete rejection; 5 = complete acceptance.

1 2 3 4 5

* 0019: If none, or not all of your friends know, do you intend to reveal your sexual orientation to them? Under what conditions?

- Unsure
- Yes, under these conditions
- No, because of these reasons

Make a comment on your choice here:

0020: Is there anything you want to tell us about your friends' reactions?

* 0021: Currently, your social circle (people you interact frequently/regularly with, outside of work) is composed of mostly...

Rank from 1-5. 1 = mostly heterosexual people. 5 = mostly queer people

1 2 3 4 5

* 0022: Do people at work/school know, with certainty, of your sexual orientation?

Rate from 1-5. 1 = totally not out. 5 = totally, or almost totally out

1 2 3 4 5

* 0023: If none of them, or not all of them know, do you intend to reveal your sexual orientation to them? Under what conditions?

- Unsure
- Yes, under these conditions
- No, because of these reasons

Make a comment on your choice here:

* 0024: if you are working, have you ever experienced or witnessed any discrimination against queer people in your workplace, or yourself as a queer person?

Rate 1-5. 1 = No discrimination/gay friendly. 5 = strong discrimination

1 2 3 4 5

* 0025: If this discrimination is institutionalised, please specify which industry this is.
Institutionalized = regulations in place against LGBT eg Military

* 0026: If gay-friendly, please specify which industry this is.
Gay-friendly = absolutely no discrimination against gay people, or queer-welcoming

0027: Is there anything you want to tell us about your environment/experiences at work/school?

4. Personal

* 0029: Which term best describes you?

If you currently identify as questioning/bicurious or heterosexual, it is recommended you stop taking the survey now. We thank you for your time.

- Queer
- Lesbian
- Bisexual
- Pansexual/Pomosexual
- Transexual/Transgender
- Other

* 0030: For how many years have you identified as such?

- Less than one year
- Between 1-2 years
- Between 2-5 years
- Between 5-10 years
- Between 10-20 years
- 20 years or more

* 0031: Have you ever experience change(s) in sexual identity? (Identity entails that you are aware of your sexual orientation at a point in time.)

E.g. straight to bisexual; lesbian to bisexual to lesbian. **If you were sure you were straight at first because of societal norms, please include that.

- No
- Yes, from....

Make a comment on your choice here:

* 0032: At what age were you first attracted to women?

- Less than 10 years old
- 10-12 years
- 13-16 years
- 17-20 years
- 21-30 years
- More than 30 years old

* 0033: Your relationship status is

- Married [legally]
- In a long-term monogamous relationship [not legally married]
- Dating one person/a few people

- Open relationship
- Single
- Other

* 0034: If married [legally], to which gender?

- Male
- Female
- Other

* 0035: If in a long-term monogamous relationship, to which gender?

- Male
- Female
- Other

* 0036: If not single, how long have you been in your current relationship status?

- Less than 6 months
- Between 6 months to 1 year
- Between 1 year to 3 years
- Between 3 years to 5 years
- Between 5 years to 10 years
- More than 10 years

* 0037: Do you identify with any labels, if at all?

- Butch
- Femme
- Andro
- None
- Other

* 0038: Do queer people around you see themselves as butch, femme or andro etc.?

Rate from 1-5. 1 = hardly any/none. 5 = most/all of them

1 2 3 4 5

* 0039: How important are these aspects of your identity to you?

Rate from 1-5. 1 = least important, 5 = most important

- Sexuality 1 2 3 4 5
- Gender 1 2 3 4 5
- Ethnicity 1 2 3 4 5
- Religion 1 2 3 4 5
- Nationality 1 2 3 4 5
- Occupation 1 2 3 4 5

* 0040: How comfortable are you with your sexual orientation?

Rate from 1-5. 1 = complete rejection, 5 = complete acceptance

1 2 3 4 5

* 0041: How has coming out [both to yourself and others] affected your emotional wellbeing (e.g. level of happiness)?

Rate from 1-5. 1 = Very negatively. 5 = Very positively. [If no impact at all, put 3.]

1 2 3 4 5

[Only answer this question if you answered '' to question '0041']

* 0042: If the discovery of your sexual orientation has affected your emotional health, how influential are the following factors?

Rate from 1-5. 1 = least influential. 5 = most influential

- Religion 1 2 3 4 5
- Family 1 2 3 4 5
- Societal pressure 1 2 3 4 5
- Friends 1 2 3 4 5
- Internal conflict/confusion 1 2 3 4 5

0043: Is there anything you want to indicate about your emotional wellbeing?

* 0044: Are you active in the community, in terms of activism, attendance at pride events, talks etc?

Rate from 1-5, 1 being complete non-involvement, and 5 being very heavily involved [such running or being a very strong participant in mailing lists and queer organisations]

1 2 3 4 5

* 0045: If given an opportunity, would you get involved?

- Unsure
- Yes, under these conditions
- No, because of these reasons

Make a comment on your choice here:

5. Financial

* 0048: Your annual salary range is... (In Sing-dollars)

- Not earning [student]
- Under 15 000
- 15 000-20 000
- 20 000-30 000
- 30 000-50 000
- 50 000-75 000
- Above 75 000

[Only answer this question if you answered 'Employed' or 'Self-employed' to question '0011']

* 0049: Which industry do you work in?

- Retail/Food and Beverage/Hospitality
- Education
- Civil Service
- Media/Entertainment/Marketing/Advertising
- Medical
- Banking & Finance/Accounting/Insurance
- Legal
- Engineering/IT/R&D
- Other

[Only answer this question if you answered 'Employed' or 'Self-employed' to question '0011']

* 0050: What is your occupation?

[Only answer this question if you answered 'Married [legally]' or 'In a long-term monogamous relationship [not legally married]' or 'Open relationship' or 'Dating one person/a few people' to question '0033']

* 0051a: If in a relationship, do you live with your partner?

- Yes
- No

[Only answer this question if you answered 'Married [legally]' or 'In a long-term monogamous relationship [not legally married]' or 'Dating one person/a few people' or 'Open relationship' to question '0033']

* 0051b: If you live with your partner, do you own your home?

- Yes, I co-own my home with my partner
- Yes, I own my own home [no ownership in your partner's name]
- No, I live with my partner, who owns the home
- No, it is a rented home
- Other

[Only answer this question if you answered 'Yes' to question '0004' and if you answered 'No' to question '0051a']

* 0051c: Home ownership

- I own my own home
- I co-own with my friend
- I live in a rented house/hostel
- I live with my immediate family [no legal ownership in your name]
- Other

[Only answer this question if you answered 'Single' to question '0033']

* 0051d: Home ownership

- I own my own home
- I co-own with my friend
- I live in a rented house/hostel
- I live with my immediate family [no legal ownership in your name]
- Other

* 0052: Type of house

- Landed property
- Condominium
- HUDC Apartment
- HDB Apartment
- Hostel
- Other

* 0053: Car ownership

- Yes, I have my own car
- Yes, I co-own with my partner/family
- No, i rent a car

No, I do not own one

Other

oo54: Do you have any requests/suggestions for community, or any services you would like to see?

oo55: Do you have any other comments not covered in the above questions?

Acknowledgments

Thanks to the following parties.

1. Sayoni Survey Team [Project leader: Induleksmi]

Ho An Qi

Jean Chong

Kelly Then

Irene Oh

Peggy Koh

Antoinette Yzeltzmann

Sharmaine Tan

2. All the individuals who helped constantly helped refine the survey questionnaire in its inception

3. All the individuals who who responded to the survey

4. GLBT Organisations which helped publicise the survey

I. Twoqueens (www.twoqueensparty.com)

II. Signal

III. Redqueen

IV. Sumthing

V. PLU/Indignation